




**Students don't need
a perfect teacher.**

They need a teacher who gets
them excited about learning.

A teacher who smiles and makes
them enjoy coming to school.

Each and every day.

WE ARE
TEACHERS



Silver Lake Elementary School 2020-2021



➔ START!

Welcome!

Larissa Fuller-Assistant Principal


Melody Borcharding-EL Coach

Terri McAlister-Resource Room

 teacher

Emma Cleland-2nd grade teacher

Lorraine-Kenderdine-EL Para



Larissa Fuller-
Assistant Principal



Melody Borcherding-
EL Coach



Emma Cleland-
Second Grade Teacher



Terri McAlister-
Resource Room Teacher



Silver Lake Elementary Staff

2020-2021

5050-5051

SILVER LAKE ELEMENTARY STAFF



AIR HUGS!

SILVER LAKE
ELEMENTARY

Student Expectations

Silver Lake Elementary Expectations for Distance Learning

BE ON TIME

Log on a few minutes before class



BE IN A QUIET PLACE

Find a quiet place to learn



BE PREPARED

Computer is charged
Use headphones if you have them



PRESENTATION

Wear appropriate clothing
Sit up straight
Be in camera view (camera on)



MUTE YOURSELF

Mute yourself when your teacher or another student is talking



PARTICIPATION

Be an active participant
Be focused
Be attentive



CHAT RESPONSIBLY

Raise your hand on camera to speak
(just like in class) or
Type your question in the chat box



COMMUNICATION

Speak clearly
Look up when speaking
Stay on topic









BE RESPECTFUL

R-E-S-P-E-C-T
Be kind
Be considerate



Ways to help your child be successful

Before Class Meeting Starts	During Class Meeting	After the Meeting
<p>Students should be well rested, eat before class, & wear appropriate clothing</p> 	<p>Encourage student independence Get students started & walk away Be close if technical help is needed</p> 	<p>Follow regular break times for eating & movement</p> 
<p>Have materials ready Find a distraction-free student workspace</p> 	<p>Keep the camera on & microphones muted during lessons (unless directed by teacher)</p> 	<p>Remind students to independently on their work Check Canvas for supports & to connect with your teacher</p> 

Have materials ready
Find a distraction-free student workspace



Keep the camera on & microphones muted during lessons (unless directed by teacher)



Remind students to independently on their work
Check [Canvas](#) for supports & to connect with your teacher



Model how to log into [zoom and canvas](#) so students can independently do it



Stay charged
Plug the computer in each night





Remind your student to follow their [schedule](#)



Ways to help your child be successful

Ways to help your child be successful



Material Pick-up

- Fridays: 2:00 p.m. - 3:00 p.m.
 - Feedback & Ideas
 - Adjustments

Curriculum Night with teachers: 10.14.20

6:00 p.m. - 7:00 p.m.

- Video Message from Principal & AP
- Zoom Presentation from Grade-Level team
- Breakout room with teacher

Library Book Check-Out

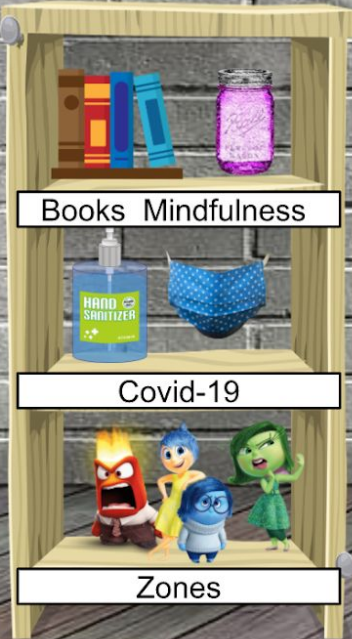

- Reserve books on Librarian's Canvas Page & SLE Website
- Book Pick-up:
 - Start Date TBD
 - Tuesday 5:00 p.m. - 6:00 p.m.
 - Friday 2:00 p.m. - 3:00 p.m.

Attendance Matters

Student are expected to have:

- Daily login to Canvas
(activity reports can be generated)
or
- Daily interactions with teacher
(zoom reports can be generated)
or
- Evidence of participation in task or assignment





Welcome to Mrs. Surowiec's office!

Feel free to explore by clicking on different items. If you'd like to contact me or Pride, try clicking the mailbox or my laptop. I can't wait to meet all of you!

Introduce yourself to Mrs. Surowiec

Have a question or need to talk to Mrs. Surowiec?

Silver Lake Elementary Expectations for Distance Learning

BE ON TIME Log on a few minutes before class	BE IN A QUIET PLACE Find a quiet place to learn	BE PREPARED Complete all work the night before or the morning of your lesson time
PRESENTATION Wear appropriate clothing Use appropriate language	MUTE YOURSELF Mute yourself when your teacher or teacher assistant is talking	PARTICIPATION Be an active participant Be helpful Be attentive
CHAT RESPONSIBLY Raise your hand or answer in chat Don't chat or play on your phone or other devices in the chat area	COMMUNICATION Speak clearly Look up when speaking Try to hear	BE RESPECTFUL R.E.S.P.E.C.T Be kind Be respectful

